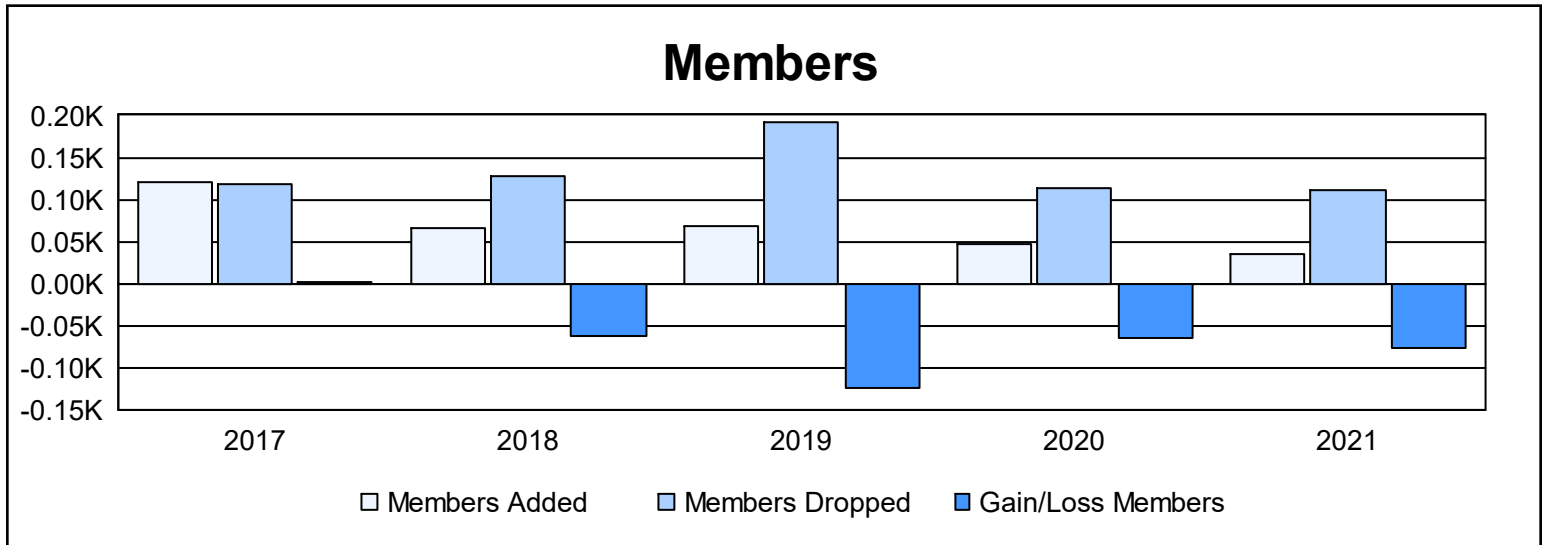
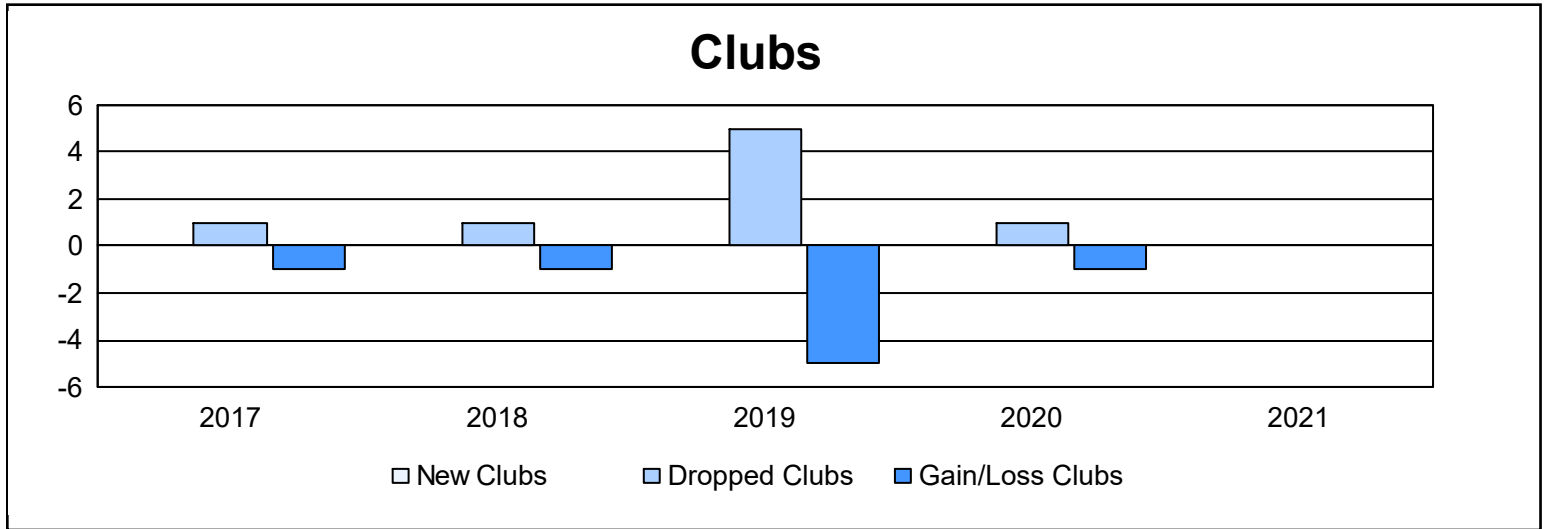
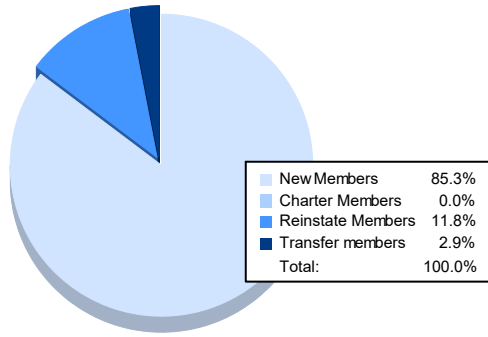


| Year           | New Clubs | Dropped Clubs | Gain/ Loss Clubs | New Members | Charter Members | Reinstate Members | Transfer Members | Total Member Added | Total Members Dropped | Gain/ Loss Members |
|----------------|-----------|---------------|------------------|-------------|-----------------|-------------------|------------------|--------------------|-----------------------|--------------------|
| 2016-2017      | 0         | 1             | -1               | 114         | 0               | 0                 | 7                | 121                | 119                   | 2                  |
| 2017-2018      | 0         | 1             | -1               | 60          | 0               | 1                 | 4                | 65                 | 127                   | -62                |
| 2018-2019      | 0         | 5             | -5               | 48          | 1               | 2                 | 17               | 68                 | 192                   | -124               |
| 2019-2020      | 0         | 1             | -1               | 42          | 0               | 1                 | 4                | 47                 | 113                   | -66                |
| 2020-2021      | 0         | 0             | 0                | 29          | 0               | 4                 | 1                | 34                 | 111                   | -77                |
| <b>Average</b> | <b>0</b>  | <b>2</b>      | <b>-2</b>        | <b>59</b>   | <b>0</b>        | <b>2</b>          | <b>7</b>         | <b>67</b>          | <b>132</b>            | <b>-65</b>         |



### Membership Composition June 2021 Cumulative



### Gender Composition June 2021 Cumulative

